


# Choosing a Material



You should now know which material is best for the Brilliant Bag Company to use as the reflective strip on their new book bag.

Draw your chosen material where you think the reflective strip should be on the book bag below.

Remember to label it to show which material you have chosen!




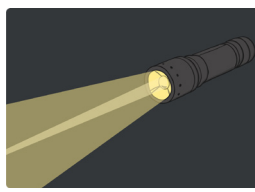
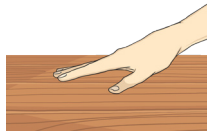


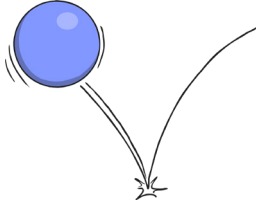
I chose this material because when I tested it, the light from the torch \_\_\_\_\_

\_\_\_\_\_

This material feels \_\_\_\_\_

It looks \_\_\_\_\_

You may want to use the words below for ideas.

					
<p>reflected</p> <p>★</p>	<p>shone</p>	<p>smooth</p>	<p>shiny</p>	<p>bright</p>	<p>bounce</p>




# Choosing a Material



You should now know which material is best for the Brilliant Bag Company to use as the reflective strip on their new book bag.

Draw your chosen material where you think the reflective strip should be on the book bag below.

Remember to label it to show which material you have chosen!



Why did you choose this material? Think about what happened when you tested it and what it looks and feels like.

---

---

---

---

---




# Choosing a Material



You should now know which material is best for the Brilliant Bag Company to use as the reflective strip on their new book bag.

Draw your chosen material where you think the reflective strip should be on the book bag below.

Remember to label it to show which material you have chosen!



Why did you choose this material? Think about what happened when you tested it and what it looks and feels like.

---

---

---

---

What do you notice about the things the most reflective materials had in common? How are they similar? Can you make a conclusion about what all reflective materials are like?

---

---

---

---




# Choosing a Material



You should now know which material is best for the Brilliant Bag Company to use as the reflective strip on their new book bag.

Draw your chosen material where you think the reflective strip should be on the book bag below.

Remember to label it to show which material you have chosen!



I chose this material because when I tested it, the light from the torch \_\_\_\_\_

---




---

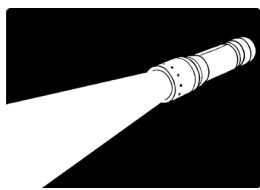
This material feels \_\_\_\_\_

It looks \_\_\_\_\_

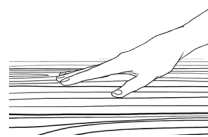
You may want to use the words below for ideas.



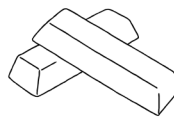
reflected



shone



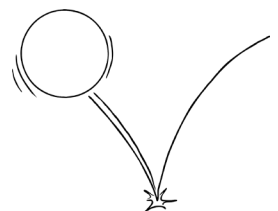
smooth



shiny



bright



bounce


# Choosing a Material



You should now know which material is best for the Brilliant Bag Company to use as the reflective strip on their new book bag.

Draw your chosen material where you think the reflective strip should be on the book bag below.

Remember to label it to show which material you have chosen!



Why did you choose this material? Think about what happened when you tested it and what it looks and feels like.

---

---

---

---

---

---

---




# Choosing a Material



You should now know which material is best for the Brilliant Bag Company to use as the reflective strip on their new book bag.

Draw your chosen material where you think the reflective strip should be on the book bag below.

Remember to label it to show which material you have chosen!



Why did you choose this material? Think about what happened when you tested it and what it looks and feels like.

---

---

---

---

What do you notice about the things the most reflective materials had in common? How are they similar? Can you make a conclusion about what all reflective materials are like?

---

---

---

---


# Choosing a Material

Insert text here.



You should now know which material is best for the Brilliant Bag Company to use as the reflective strip on their new book bag.

Draw your chosen material where you think the reflective strip should be on the book bag below. Remember to label it to show which material you have chosen!

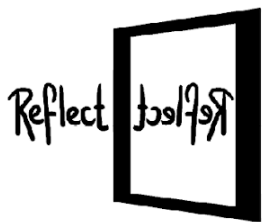


I chose this material because when I tested it, the light from the torch \_\_\_\_\_

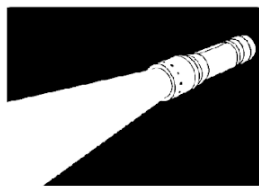
This material feels \_\_\_\_\_

It looks \_\_\_\_\_

You may want to use the words below for ideas.



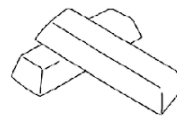
reflected



shone



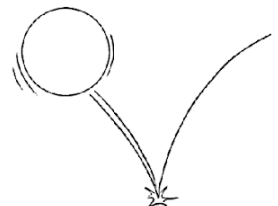
smooth



shiny



bright



bounce




# Choosing a Material



You should now know which material is best for the Brilliant Bag Company to use as the reflective strip on their new book bag.

Draw your chosen material where you think the reflective strip should be on the book bag below.

Remember to label it to show which material you have chosen!



Why did you choose this material? Think about what happened when you tested it and what it looks and feels like.

---

---

---

---

---

---

---

---






# Choosing a Material



You should now know which material is best for the Brilliant Bag Company to use as the reflective strip on their new book bag.

Draw your chosen material where you think the reflective strip should be on the book bag below.

Remember to label it to show which material you have chosen!



Why did you choose this material? Think about what happened when you tested it and what it looks and feels like.

---

---

---

---

What do you notice about the things the most reflective materials had in common? How are they similar? Can you make a conclusion about what all reflective materials are like?

---

---

---

---

# Choosing a Material


Insert text here.



You should now know which material is best for the Brilliant Bag Company to use as the reflective strip on their new book bag.

Draw your chosen material where you think the reflective strip should be on the book bag below.

Remember to label it to show which material you have chosen!



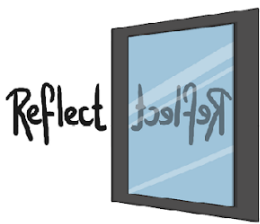
I chose this material because when I tested it, the light from the torch \_\_\_\_\_

\_\_\_\_\_

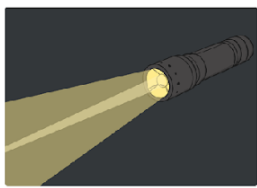
This material feels \_\_\_\_\_

It looks \_\_\_\_\_


You may want to use the words below for ideas.



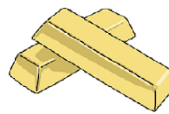
reflected



shone



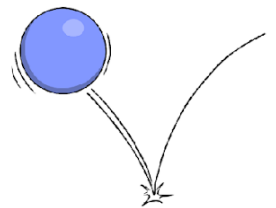
smooth



shiny



bright



bounce




# Choosing a Material

You should now know which material is best for the Brilliant Bag Company to use as the reflective strip on their new book bag.

Draw your chosen material where you think the reflective strip should be on the book bag below.

Remember to label it to show which material you have chosen!



Why did you choose this material? Think about what happened when you tested it and what it looks and feels like.

---

---

---

---

---


# Choosing a Material



You should now know which material is best for the Brilliant Bag Company to use as the reflective strip on their new book bag.

Draw your chosen material where you think the reflective strip should be on the book bag below.

Remember to label it to show which material you have chosen!



Why did you choose this material? Think about what happened when you tested it and what it looks and feels like.

---

---

---

---

What do you notice about the things the most reflective materials had in common? How are they similar? Can you make a conclusion about what all reflective materials are like?

---

---

---

---

# Testing Reflective Materials

You have been asked to help choose the best material for a reflective strip to make the Brilliant Bag Company's new book bag safer for children walking in the dark.

**What materials will you test?**

**Which material do you think will be most reflective? Why?**

Put the materials you are testing in order:

**Most**

**Least**

--	--	--	--	--	--

# Testing Reflective Materials

Insert text here.



You have been asked to help choose the best material for a reflective strip to make the Brilliant Bag Company's new book bag safer for children walking in the dark.

**What materials will you test?**

**Which material do you think will be most reflective? Why?**

Put the materials you are testing in order:

**Most**

**Least**

--	--	--	--	--	--